

University College of the Cariboo
Mountain Guide
Training and Certification Program
in partnership with
The Association of Canadian Mountain Guides
Program Information - May 2003



Mountain Guide Training and Certification Program



Box 3010, Kamloops, BC
Canada, V2C 5N3
www.acmg.ca
phone: (250) 372-0118, (250) 828-5221
fax: (250) 371-5845
email: acmg@cariboo.bc.ca



Guide Training And Certification in Canada

The earliest guides in Canada were trained and certified in Europe and came to Canada in the late 1890s. In the 1950s Parks Canada began issuing guide certifications as the influx from Europe stopped. In 1963 the Association of Canadian Mountain Guides was formed and from 1966 to 1999, the ACMG was the sole provider of Mountain Guide Training and Certification in Canada.

Under the ACMG, programs evolved to include Alpine, Rock, and Ski certifications as well as Hiking, Backpacking, and Climbing Gym Instructors. In the fall of 1999, the ACMG membership approved the transfer of guide training and certification to the University College of the Cariboo. The same programs provided by the ACMG in the past are now offered by the UCC in an academic climate that specialises in adventure tourism. As of 2000, guide training and certification courses are fully administered by and wholly the responsibility of the UCC. They are operated with advice and oversight from the ACMG technical committee.

The transfer of programs from the ACMG to the UCC is currently (summer 2000) in its early stages. As the transfer is completed, the UCC intends to offer academic credit for technical guiding certificates. In addition, a Mountain Guide Diploma program is under development which will include the Mountain Guide certificate combined with additional theory and activity courses. The ACMG will continue to play an important and pivotal role in the program after the transfer is complete through research and development assistance, technical expertise, and by providing liaison between the UCC and industry, the guiding profession, and the international community.

Representatives of industry, government, and other organisations such as the Alpine Club of Canada continue to play a role in the guide training and certification program. Credit and certificates issued to successful students and guide candidates remain the primary prerequisite for membership in the ACMG. Even though the UCC administers and operates the program, ACMG membership with Mountain Guide status remains the sole means for recognition by the International Federation of Mountain Guides Associations.

Why Become Certified?

Certification ensures safety and client care standards and is the principal prerequisite for membership in the Association of Canadian Mountain Guides which offers a variety of member benefits. For most Canadian climbing schools and guiding companies, certification is a criteria for hiring guides. Most parks and land use agencies require certification when granting licenses and permits. Academic credit gained in certification is transferable to other diploma and degree programs.

The Association of Canadian Mountain Guides

The ACMG was formed in 1963 and became a member of the International Federation of Mountain Guides Associations (IFMGA) in 1972. It is a member service organisation with over 500 members. The ACMG is a registered non-profit society with an elected, volunteer executive. The Association and its activities are funded solely by membership dues and donations. Members are required to adhere to guidelines that govern technical activities, professional ethics, etc. Members qualify for a variety of benefits such as discounts on equipment, group accident and disability insurance, liability insurance, land use permits in public lands, government lobbies and negotiations, membership in the International Federation of Mountain Guides Associations (for Mountain Guides only), etc. For information contact:



Association of Canadian Mountain Guides
Box 8341, Canmore, Alberta
Canada, T1W 2V1
www.acmg.ca
phone: 403-678-2885, fax: 403-609-0070



The Mountain Guide Certificate

The Mountain Guide certificate is a complete certification which, when completed, provides you with the skills and techniques necessary to carry out any activities in any terrain. It includes parts of the Rock Guide program and requires completion of the Alpine and Ski guide certificates. This certificate qualifies you for membership in the ACMG with Mountain Guide status which in turn provides membership in the IFMGA. This certificate will be a prerequisite for the proposed Mountain Guide diploma.

All applicants are encouraged to consider the Mountain Guide certificate as their principal goal. It provides a complete education and background for all types of work in the guiding realm including traditional guiding, mechanised ski guiding, mountain instruction, rescue work, etc. With ACMG membership, this credential is recognised in 18 countries world-wide through the IFMGA.

Specialty Certificates

A number of specialty certificates are offered that meet the variety of needs in the Canadian guiding and adventure tourism industry. These certificates provide the skills and techniques to carry out certain types of activities in specified terrain. Specialty certificates include the Rock, Alpine, Ski, Hiking, and Backpacking Guide as well as Level 1, 2, and 3 Climbing Gym Instructor. These certificates and credit gained while obtaining them qualifies individuals for membership in the ACMG.

How To Use This Booklet

This booklet includes an overview of each program with written descriptions of prerequisites, application requirements, and the technical skill level required. As well, flow charts outlining the process of becoming certified are included. **These overviews and flow charts are important.** Use them to determine if you meet the requirements for application. If in doubt, please call or write for further information.

Answers to some frequently asked questions can be found on page 14.

Payment and cancellation policies are found on page 15.

How Do I Apply?

If you have never taken a course before, you must first choose a program. You may wish to specialise and obtain only one certification such as the Ski Guide. Alternately you might want to take one program now and begin another at a later date, for example, the Hiking Guide this summer and the Rock Guide next year. Often, people want to take two programs simultaneously, e.g., Alpine Guide and Ski Guide together. All these and other combinations can be accommodated. **It is important to note, however, that whatever you choose to do, you must apply to each program separately.**

To apply, first review the program descriptions and flow charts in this booklet. Make sure you meet or exceed **all** the prerequisites for the program, course, or exam to which you wish to apply. If you feel you qualify, contact the University College of the Cariboo and request an application package.

Hiking Guide Program

What Is a Hiking Guide?

Day Hiking Guides lead clients on established trails, especially in National and Provincial Parks. They also work in heli-hiking and wilderness hiking operations. Backpacking Guides undertake multi-day wilderness trips in forested and alpine terrain that does not require technical climbing, mountaineering, skiing, glacier travel, or hand-balance movement.

On the courses you will be required to show that you have the skill, confidence, and personal fitness to guide clients through rugged, strenuous on- and off-trail conditions. This may include travel on snow, talus, scree, meadows, and marshlands while carrying a pack on day hikes and/or multi-day hikes. You must be able to care for clients while travelling and route-finding.

To become a Day Hiking Guide

You must be 19 years of age.

To apply, you must submit an application which includes:

- A curriculum vitae of:
 - Personal references
 - Related work experience
 - Educational background
 - Goals for becoming a guide
- Medical form
- Proof of an advanced (80 hrs minimum) First Aid Course (wilderness oriented preferred) which includes CPR. (Call for details if necessary.)
- References who are familiar with your personal and technical background
- A personal skills resume which includes:
 - A description of how you have gained a good understanding of hazards related to mountain travel.
 - 30 day hikes, of which 10 should describe off trail travel in alpine terrain and a minimum of 700 metres elevation gain/loss.
 - 21 backpacking trip nights. Describe which trips involved overnight stays in alpine terrain and advanced map and compass use for navigation.

If you have ALL the above and wish to apply, please request an application package.

To become a Backpacking Guide

You must have been a Day Hiking Guide for one season.*

To apply, you must submit an application which includes:


- Proof of a current First Aid Course.
- A Day Hiking Guide Certificate with course performance evaluation form indicating a positive recommendation from the instructors to continue to the Backpacking Guide course. (This requirement is in effect as of spring 2000.)
- A letter from an employer or ACMG guide confirming a minimum of 20 days professional guiding experience OR a professional resume that outlines your guiding experience
- An update to the curriculum vitae and personal skills resume you submitted with your application to become an Day Hiking Guide. The update should include significant additions to original documents. **Do not re-submit your originals, just send the updates.**

If you have ALL the above and wish to apply, please request an application package.

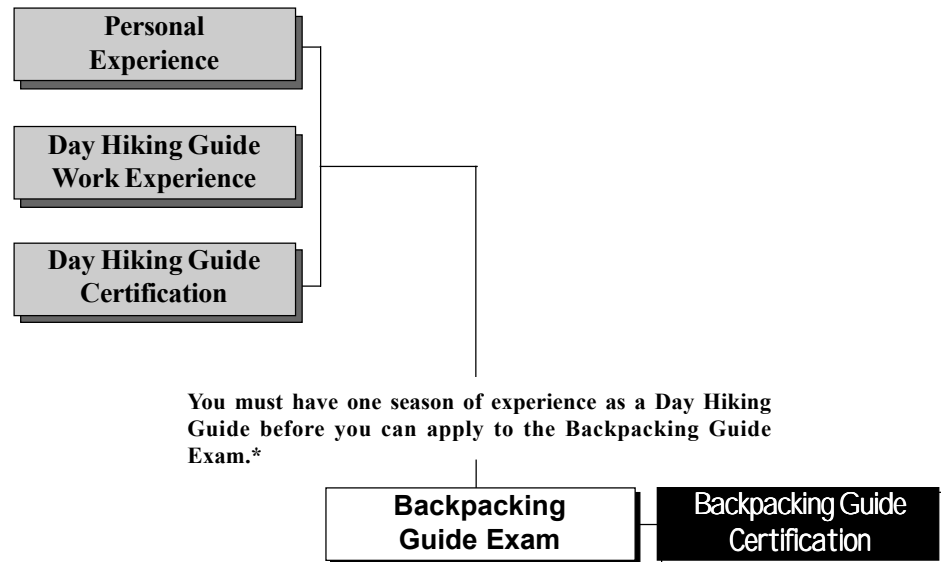
* **Currently working professionals** who wish to take the Day Hiking Guide and Backpacking Guide Exams in the same season should call for information before applying.

You need these pre-requisites to apply... **...to these courses...** **...and get these certifications.**

To become a Day Hiking Guide



To become a Backpacking Guide



* **Currently working professionals** who wish to take the Day Hiking Guide and Backpacking Guide Exams in the same season should call for information before applying.

Climbing Gym Instructor Program

What is a Climbing Gym Instructor?

Instructors work on climbing structures. Level 1 teaches introductory sessions and basic top-roping courses. Level 2 teaches and coaches physical training, advanced movement skills, and leading courses. Level 3 works on developing instructional courses and instructing and assessing climbing gym instructor courses.

On the courses, you will be required to show that you have a knowledge of industry standards for safety, can instruct climbing techniques to students on climbing structures, and climb at required levels. You must demonstrate industry standards of preparation and professionalism.

To become a Level 1 Instructor

You must be 16 years of age.

To apply, you must submit an application which includes:

- A curriculum vitae of:
 - Personal references
 - Educational background
 - Related work experience
 - Goals for becoming an instructor
- Proof of a current Standard First Aid and CPR course
- A letter of recommendation from a facility operator, ACMG Level 2 or 3 Instructor, or ACMG Guide which confirms you:
 - Have 2 years climbing experience (include total number of days climbed)
 - *Toprope* 5.10c and *lead* 5.9 on artificial structures
 - Have climbed in at least 2 different facilities
- A personal skills resume that shows:
 - 2 years climbing experience, top roping and leading in at least 2 facilities.

If you have ALL the above and wish to apply, please request an application package.

To become a Level 2 Instructor

You must have a Level 1 Climbing Gym Instructor Certificate.

To apply, you must submit an application which includes:

- A update to your previous curriculum vitae
- Proof of a current Standard First Aid course and CPR certificate
- A letter of recommendation from a facility operator, ACMG Level 3 Instructor, or ACMG Guide which confirms:
 - You *flash* 5.10d on artificial structures or rock
 - You assisted on several advanced movement and lead climbing courses
 - Thirty hours of instruction work (after Level 1 certification)
- A personal skills resume that shows:
 - Outdoor rock experience including your top 10 sport climbing *flashes* on rock

If you have ALL the above and wish to apply, please request an application package.

To become a Level 3 Instructor

You must have a Level 2 Climbing Gym Instructor Certificate.

To apply, you must submit an application which includes:

- A update to your previous curriculum vitae
- Proof of a current Standard First Aid course and CPR certificate
- A letter of recommendation from the Climbing Gym Instructor Technical Committee
- A work experience resume that shows:
 - Thirty hours of instruction work (after Level 2 certification)
 - Experience working in at least two gyms
- A personal skills resume that shows:
 - Outdoor rock experience including 15 top sport climbing *flashes* on rock (minimum 5.11-)

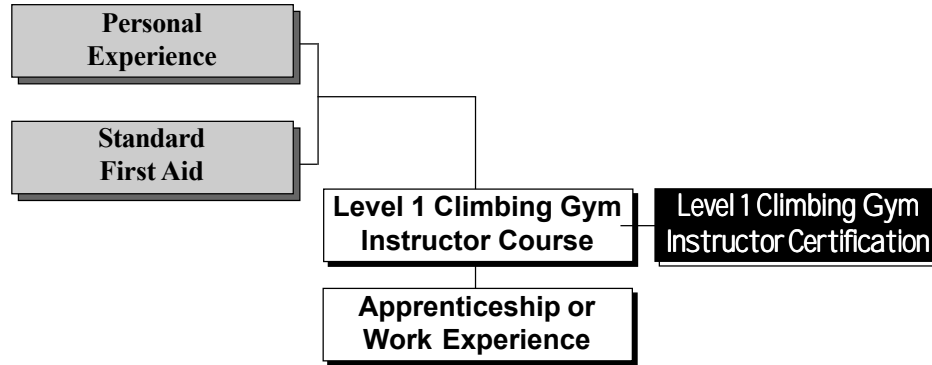
If you have ALL the above and wish to apply, please request an application package.

You need these pre-requisites to apply...

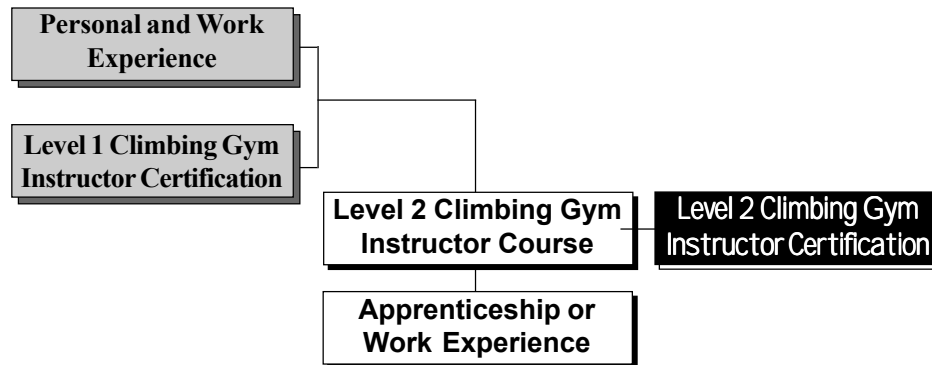
...to these courses...

...and get these certifications.

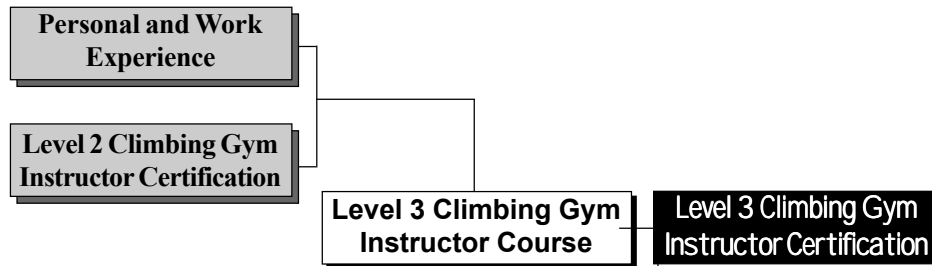
To become a Level 1 Climbing Gym Instructor



To become a Level 2 Climbing Gym Instructor



To become a Level 3 Climbing Gym Instructor



Rock Guide Program

What is a Rock Guide?

Rock Guides specialise in climbing instruction and guiding on technical rock. This includes long, multi-pitch routes; sport-climbs; and top-rope climbs on terrain where no glaciation and no permanent or seasonal snow or ice exists.

On the courses, you will be required to show that you are capable of **guiding clients** on rock at a 5.10a standard wearing rock shoes, demonstrating smooth, confident, efficient movement while climbing, protecting, anchoring, and belaying both sport climbs and traditional routes. You must **demonstrate a personal climbing standard** of 5.10d/5.11a.

To become an Assistant Rock Guide

You must be 19 years of age.

To apply, you must submit an application which includes:

- A curriculum vitae of:
 - Personal references
 - Related work experience
 - Educational background
 - Goals for becoming a guide
- Medical form
- Proof of a current (80hr minimum) First Aid course (wilderness oriented course is preferred)
- References who are familiar with your personal and technical background
- A personal skills resume showing you have the following minimum leading experience:
 - 15 short routes (1-3 pitches) in the past year *requiring protection placement*. **Minimum 5.10c**
 - 15 sport climbs (fixed protection) *flashed* in the past year. **Minimum 5.10d**
 - Significant *redpoints* in the past year which indicate your top climbing standard
 - 15 moderate length routes (*full day, multi-pitch*)
 - 2 or more longer routes (*very long day/multi-day*)
 - Any routes which required direct aid
 - Total 3 or more years of experience, preferably in a variety of areas on different types of rock

If you have ALL the above and wish to apply, please request an application package.

To become a Rock Guide

You must have been an Assistant Rock Guide for no less than one year and no more than two years.

To apply, you must submit an application which includes:

- A work experience resume showing a minimum of 10 days guiding apprenticeship or 20 days work experience documented as follows:
 - a) a letter from a supervising guide; OR
 - b) a photocopy of a your guide's book signed by a supervising guide; OR
 - c) a resume of work experience signed by a supervising guide
- A recommendation from an ACMG Rock, Alpine, or Mountain Guide
- Proof of a current First Aid course
- An update to the curriculum vitae and personal skills resume you submitted with your application to become an Assistant Rock Guide. The update should include significant additions your original resume and should show you have improved your personal climbing ability to 5.11a in rock shoes. **Do not re-submit your originals, just send the updates.**

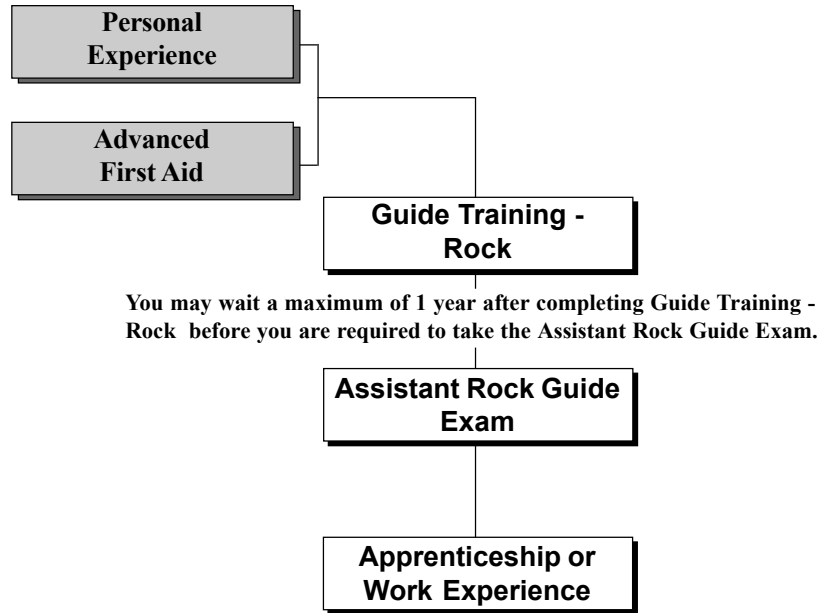
If you have ALL the above and wish to apply, please request an application package.

You need these pre-requisites to apply...

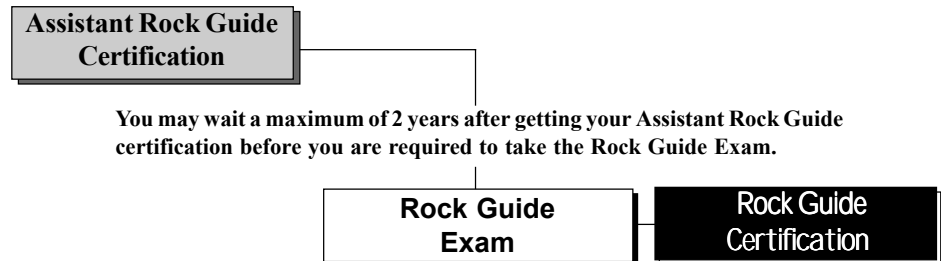
...to these courses...

...and get these certifications.

To become an Assistant Rock Guide



To become a Rock Guide



Alpine Guide Program

What is an Alpine Guide?

Alpine Guides specialise in alpine, rock, and waterfall ice climbing terrain .

On the courses, you will be required to show that you are capable of **guiding clients** on alpine routes involving glaciers, snow, ice, rock, and mixed terrain at 5.10- wearing rock shoes, 5.7 and Waterfall Ice Grade III in mountain boots, demonstrating smooth, confident, efficient movement while climbing, protecting, anchoring, and belaying. You must **demonstrate a personal climbing standard** of 5.10+ in rock shoes, 5.8 and Waterfall Ice Grade IV in mountain boots.

To become an Assistant Alpine Guide

You must have an Assistant Rock Guide certificate (see page 7).

To apply, you must submit an application which includes:

- A curriculum vitae of:
 - Personal references
 - Related work experience
 - Educational background
 - Goals for becoming a guide
- Proof of a CAA Level 1 Avalanche Course
- Proof of a current (80hr minimum) First Aid course (wilderness oriented course is preferred)
- Medical form
- References who are familiar with your personal and technical background
- A personal skills resume showing you have the following minimum leading experience:
 - 15 moderate length, mixed alpine routes
 - 5 long or multi-day alpine climbs
 - 15 waterfall ice climbs grade IV or harder (5 of which are grade V or harder)
 - Travel on icefields and glaciers in summer conditions
 - A total of 3 or more years of experience, preferably in a variety of areas

If you have ALL the above and wish to apply, please request an application package.

To become an Alpine Guide

You must have been an Assistant Alpine Guide for *no less than one year and no more than two years.*

To apply, you must submit an application which includes:

- Proof of work experience showing a minimum of 20 days guiding apprenticeship or 30 days work experience documented as follows:
 - a) a letter from a supervising guide; OR
 - b) a photocopy of a your guide's book signed by a supervising guide; OR
 - c) a resume of work experience signed by a supervising guide
- A recommendation from an ACMG Alpine Guide or Mountain Guide
- Proof of a current First Aid course
- Proof of a CAA Level 2 Avalanche course
- An update to the curriculum vitae and personal skills resume you submitted with your application to become an Assistant Alpine Guide. The update should include significant additions to your original documents. **Do not re-submit your originals, just send the updates.**

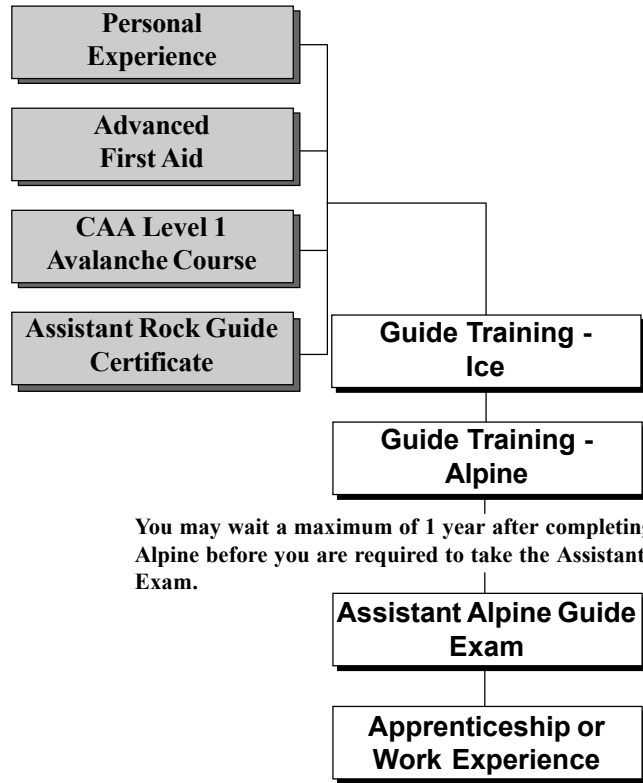
If you have ALL the above and wish to apply, please request an application package.

You need these pre-requisites to apply...

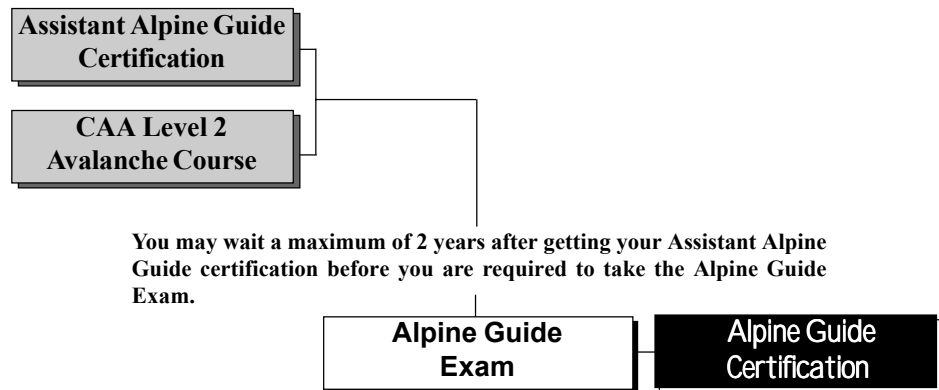
...to these courses...

...and get these certifications.

To become an Assistant Alpine Guide



To become an Alpine Guide



Ski Guide Program

What is a Ski Guide?

Ski guides specialise in ski touring, ski mountaineering, and helicopter/snowcat ski guiding, including ascents of non-technical peaks as part of a trip.

On the courses, you will be required to show that you are capable of **guiding clients** in alpine terrain including glaciers, snow and ice, and simple short-roping showing confident and efficient movement. You must be capable of **guiding clients** on skis showing efficient and confident movement while linking appropriate turns in variable back-country snow. Your **personal skiing standard** must demonstrate smoothly linked turns in all terrain, appropriate adjustment of style and technique to snow conditions, and stable, smooth, turns at all times in ungroomed, backcountry snow. It is **strongly recommended** that candidates complete a Level 2 ski instructor course from the Canadian Ski Instructors Alliance before applying.

To become an Assistant Ski Guide

You must be 19 years of age.

To apply, you must submit an application which includes:

- A curriculum vitae of:
 - Personal references
 - Related work experience
 - Educational background
 - Goals for becoming a guide
- Medical form
- Proof of a CAA Level 1 Avalanche Course
- Proof of a current (80hr minimum) First Aid course (wilderness oriented course is preferred)
- References who are familiar with your personal and technical background
- A personal skills resume showing you have the following minimum leading experience:
 - 15 one to two day tours in high alpine or glaciated terrain
 - 2 five-day or longer tours, not hut based, in remote, glaciated terrain
 - 5 three- to five-day or longer tours in remote, glaciated terrain (may be hut based)
 - 5 peaks requiring mountaineering skills, climbed during ski tours
 - Relevant summer mountaineering experience
 - A logbook documenting at least 50 days of recorded snowpack and weather observations
 - A total of 3 or more years of experience in a variety of snow climates

If you have ALL the above and wish to apply, please request an application package.

To become a Ski Guide

You must have been an Assistant Ski Guide for *no less than one year and no more than two years.*

To apply, you must submit an application which includes:

- Proof of work experience showing a minimum of 30 days guiding apprenticeship or 50 days work experience documented as follows:
 - a) a letter from a supervising guide; OR
 - b) a photocopy of a your guide's book signed by a supervising guide; OR
 - c) a resume of work experience signed by a supervising guide
- A recommendation from an ACMG Ski Guide or Mountain Guide
- Proof of a current First Aid course
- Proof of a CAA Level 2 Avalanche Course
- An update to the personal skills resume you submitted with your application to become an Assistant Ski Guide. The update should include significant additions to your original documents. **Do not re-submit your originals, just send the update.**

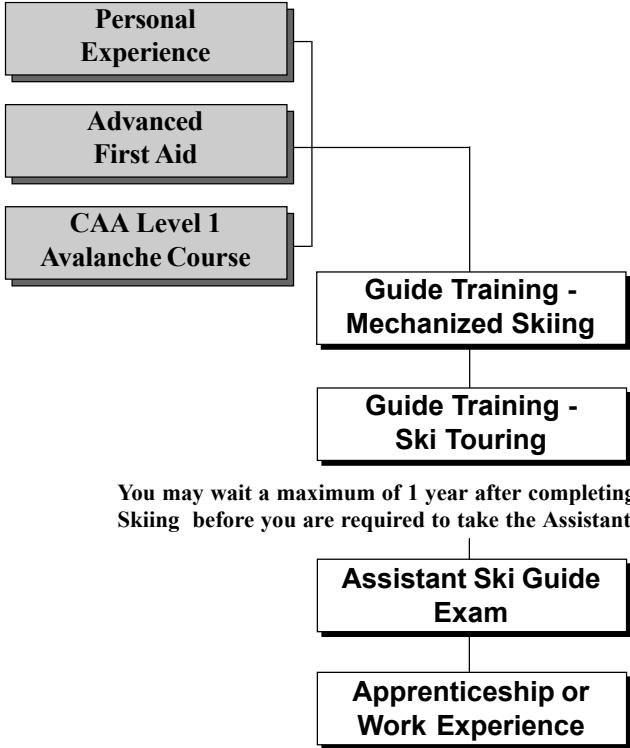
If you have ALL the above and wish to apply, please request an application package.

You need these pre-requisites to apply...

...to these courses...

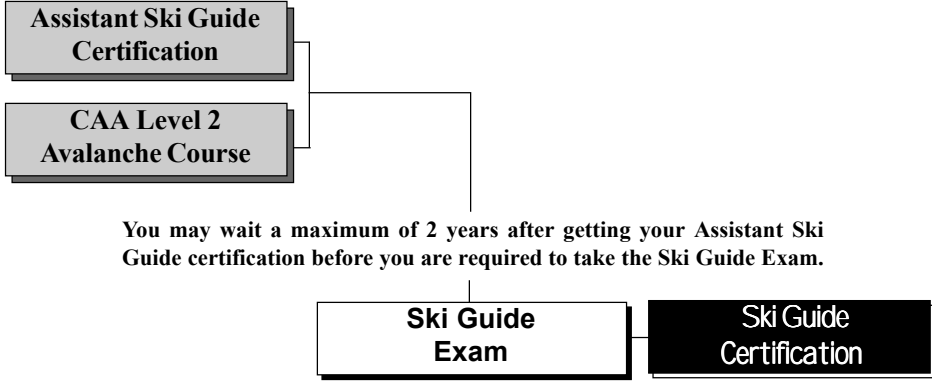
...and get these certifications.

To become an Assistant Ski Guide



You may wait a maximum of 1 year after completing Guide Training - Skiing before you are required to take the Assistant Ski Guide Exam.

To become a Ski Guide



You may wait a maximum of 2 years after getting your Assistant Ski Guide certification before you are required to take the Ski Guide Exam.

Hazards And Risks

Guides and instructors must demonstrate a high level of competence in a variety of skills and techniques. Training courses and certification exams are designed to teach and assess professional abilities in realistic scenarios which may involve exposure to significant hazards. In addition, it is necessary to evaluate personal abilities, such as, being able to manage stressful situations which test personal and professional limitations. In some cases, levels of risk in exam scenarios may exceed what one would expect in "normal" guiding to ensure personal abilities are adequately assessed. Elevated levels of risk, however, are not unrealistic in guiding; for example, an error or events beyond the control of the guide can create a situation which guides would never choose to put themselves and clients in. Because such events may occur in actual guiding, it is necessary to create assessment scenarios that accurately reflect such situations.

Assessment

Preparation

The assessment process is rigorous. A high level of confidence is required to be successful. Extensive physical, mental, and technical training and fitness is required to ensure performance and safety will not be compromised when you are placed in challenging and stressful scenarios.

Process

You are required to treat examiners and fellow candidates in a professional manner at all times. You will be required to guide or instruct examiners and other candidates as if they were clients in realistic guiding and/or instructing scenarios. Examination has objective and subjective criteria. Performance is graded according to documented professional standards and guidelines and the observations and opinions of a team of examiners.

Categories

You are assessed in the following general categories: (Some categories listed may not apply to all programs.)

Client Care: *Comfort, Control, Communications*

Risk Management: *Hazard Recognition/Management, Minimization of Risk, Emergency Response*

Technical Systems: *Anchors/Belays, Rappels/Lowering, Rescue, Rope Management, Navigation*

Professionalism: *Equipment, Planning/Preparation, Attitude to Client*

Instructional Technique: *Lesson Planning/ Implementation, Pedagogy, Site Management, Coaching*

Terrain Assessment: *Route Selection, Routefinding, Tracksetting*

Application of Guiding Technique: *"Use of the right technique at the right place and at the right time."*

Mountain Sense: *Gen. Knowledge, Judgement, Decision Making, Error Correction, Stress Management*

Natural History: *Geology, Flora, Fauna, Human History*

Movement Skills: *See "On the courses you will required to show:" in the program description*

Dispute of Marks/Appeals

Should you disagree with your assessment, a dispute of marks/appeal process exists. Candidates must attend a personal interview at the end of their exam to qualify for appeal. Appeals are accepted between two and four weeks after the exam, and appeals must be specific in relation to the marks received and the standards/guidelines that apply.

Appeals must be addressed to the Mountain Guide Training Program at the University College of the Cariboo where an initial ruling will be made to determine if an appeal is valid. Valid appeals will

Frequently Asked Questions:

Q. I want to be a Mountain Guide but am unsure of what is really involved.

A. Most successful candidates arrive on the training courses with a minimum of three to five years experience. Their background involves focused and varied recreational leadership. Generally, Mountain Guide candidates begin their training with the discipline in which they have the most personal experience. For example, accomplished rock climbers start with Guide Training - Rock, skilled skiers start with Guide Training - Skiing, etc. If you are equally skilled in all disciplines, Guide Training - Rock is a good first course as it deals with skills that have application in all disciplines. Becoming a Mountain Guide is a five to six year process for most people although it has been done in as little as three years by highly skilled and motivated individuals. Please contact the Training and Certification Program office for assistance in obtaining counselling from the Technical Director.

Q. Are the prerequisites listed in the program descriptions inflexible?

A. The prerequisites listed are guidelines. They illustrate the minimum level of experience applicants require to be successful in learning professional guiding skills and passing exams. The actual number of climbs and trips are, to some extent, arbitrary and it is possible to have success with less if your experience in other areas is extensive. Related work experience, a broad and deep background spanning many years in various areas, and the intensity of activity plays a role. If you do not meet specific criteria but feel you are qualified, please contact the Training and Certification Program office for assistance in obtaining counselling from the Technical Director.

Q. I am applying for the Rock Guide Program, any suggestions?

A. Some recommended short rock routes (1 - 3 pitches, minimum 5.10): *Squamish*: Rock On, Malemute Area, Base of Grand Wall area... *Yosemite*: Nabisco Wall, Moratorium, The Good Book... *Rockies*: Paperchase, selected routes at the Back of the Lake and Ghost River... *Red Rocks*: Triassic Sands, Power Failure, the Gobbler...

A. Some recommended moderate rock routes (full day, multi-pitch): *Squamish/Coast Mountains*: Freeway, Grand Wall, Angels Crest, Yak/Chek (Yak Peak)... *Yosemite*: NE Buttress of Higher Cathedral, E Buttress of El Capitan... *Rockies*: Southern Exposure, Dreambed, Kahl Wall, EEOR's Tail... *Red Rocks*: Epinephrine, Sour Mash, Black Orpheus...

A. Some recommended long rock routes (very long day or multi-day): *Squamish/Coast Mountains*: University Wall, Northern Lights, Yellow Brick Road (Marble Canyon)... *Yosemite*: NW Face of Half Dome, Steck-Salathe, Sentinel Rock... *Rockies*: Try enchainments of two or more moderate routes in one day in the Bow Valley or Ghost River. *Red Rocks*: Rainbow Wall, Resolution Arete...

Q. I want to become an Alpine Guide. What are "moderate" and "longer" alpine routes?

A. Some moderate routes: *Rockies/Interior*: Mt Assiniboine N Rdg, Mt Victoria - Abbott Pass to S Summit, Mt Athabasca N Face, Mt Andromeda NW Shoulder Direct, Mt Louis Kain Route, Castle Mtn Super Brewers, Mt Sir Donald NW Rdg, Bugaboo Spire Kain Route or NE Rdg... *Coast Mtns*: Mt Matier E Rdg, Mt Baker N Rdg, Serratus Mtn E Rdg, Tantalus, Mt Waddington...

A. Some longer routes: *Rockies/Interior*: Mt Temple E Rdg or Greenwood-Locke, Diadem Pk Humble Horse, Mt Victoria Traverse, Mt Edith Cavell Becky-Chouinard, Mt Robson Emperor Rdg, Mt Bryce Complete E Rdg, S Howser Tower Becky-Chouinard, Mt Austerity N Rdg... *Coast Mtns*: Mt Slesse N Buttress Becky Route, Mt Stuart N Rdg Complete...

Q. I'm interested in the Ski Guide Program. Any suggestions for tours?

A. Some longer tours: *Rockies*: Freshfields area, Maligne Lake to Nigel Pass via 6 Pass Route, Peyto Glacier to Emerald Lake via Des Poilus Glacier... *Interior*: Bugaboos to Malachite Creek, Cariboo Traverse... *Coast Mtns*: Spearhead/McBride Traverse, Salal Creek to Railroad Pass, Pemberton Icecap to Meager Creek...

A. Some ski touring peaks: *Rockies*: Mt Baker E Rdg, Mt Balfour S Rdg, Mt Columbia E Face/SE Rib, Mt Clemeanceau... *Interior*: Climbs on Castor, Pollux, and the Dome from Sapphire Col... *Coast Mtns*: Mt Matier N Face/ E Rdg, Mt Joffre NW Face...

Q. It's been more than one year since my training course, can I still take the Assistant Guide Exam?

A. A maximum of one year is allowed between training and the first exam. This ensures your skills are current. If you have waited more than one year, you are required to take the applicable training course again. Please contact the Training and Certification Program office to arrange consultation with the Technical Director.

Q. It's been more than two years since my Assistant Guide Exam, can I still take the Guide Exam?

A. A maximum of two years is allowed between exams. This ensures your skills are current. If you have waited more than two years, you are required to take the applicable training course again. Please contact the Training and Certification Program office to arrange consultation with the Technical Director.

NOTE: The answers on this page may not be fully up to date. For current information contact the Training and Certification office at the University College of the Cariboo.

Payment And Cancellation Policy.

Course Fees

Fees include administration, instruction, assessment, and special travel (e.g. helicopter, snowcat, lifts, etc.) while on the course. Accommodation, meals, and/or food allowances may be provided on some courses; **please read logistical information carefully when you are accepted.** Candidates may be required to cook meals, especially in the field or in huts and must provide their own transportation to, from, and during the course. Candidates are responsible for all their own equipment and lunches.

Payment

The following policies will be strictly enforced.

Your application and the required deposit as indicated on the "Dates and Fees" information is due **on or before the closing date.**

Balance of payment is due **30 days** before the course starts. **Your application will become void if full payment is not received on time.**

Payment can be made by cash, cheque, money order, or one of the following credit cards: VISA, Mastercard, or American Express. Do not send cash in the mail. Please make cheques and money orders payable to *The University College of the Cariboo*. Payment must be made in Canadian funds.

If payments are late, your place on the course may be forfeited.

Cancellation/Refunds

The following policies will be strictly enforced.

If notice of cancellation is received by the UCC **more than 30 days** before the course starts, your deposit will be refunded.

There will be no refunds of any kind if notice of cancellation is received less than 30 days before the course starts.

Notice of cancellation must be made **in writing** to the Guide Training and Certification Program at the University College of the Cariboo.

If a course or exam is cancelled by the UCC, all fees will be refunded in full.

It is strongly recommended that you purchase trip cancellation insurance in case you become ill or injured and are unable to attend the course. Such insurance is available at most travel agencies. Check wording of policies carefully. Please call for advice if you are having difficulty finding insurance.

Notification of Acceptance

Applications and payments are held until the closing date at which time applications are reviewed. **Successful applicants will be notified of acceptance within four weeks** after the closing date.

There is limited space on all programs. **Candidates are accepted on the strength of their application and resume. Please ensure your application is complete and legible. It is strongly suggested you type or word-process your c.v. and resume. Incomplete applications will be rejected.**

Dates and Fees

Course dates and fees are updated regularly. For current information contact:

Mountain Guide Training and Certification Program

University College of the Cariboo

Box 3010, Kamloops, BC, V2C 5N3

www.acmg.ca

phone: (250) 372-0118/ (250) 828-5221

fax: (250) 371-5845

email: acmg@cariboo.bc.ca

Printed in Canada

Photos: K. Klassen, M. Klassen, D Begg, The University of Calgary, Canadian Mountain Holidays